



***Junta Central Electoral***

*Garantía de Identidad y Democracia*

***Datos Generales***  
***Padrón Electoral***  
***Febrero 2024***

# Padrón Electoral Febrero 2024

Provincias

32<sup>32</sup>  
Total

Municipios

158<sup>158</sup>  
Total

Recintos

4,298

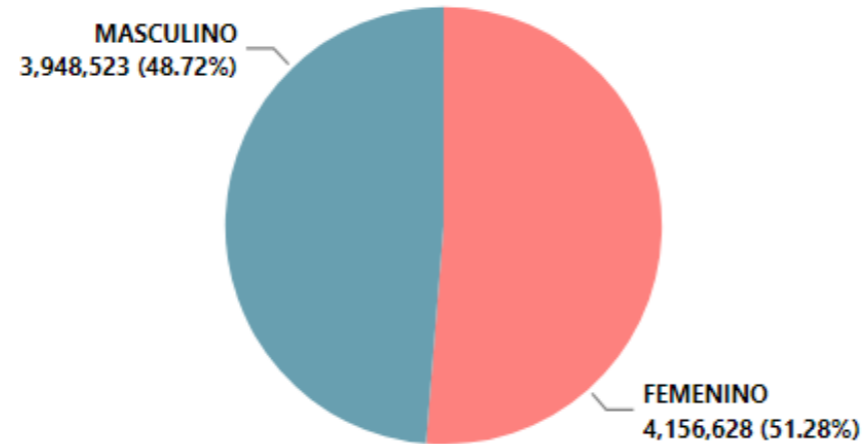
Colegios

16,857

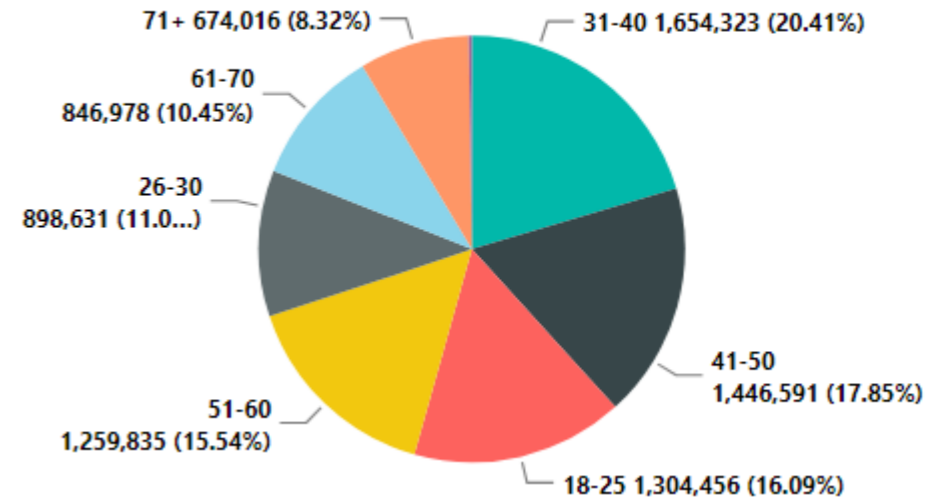
Padrón Febrero 2024

8,105,151

Electores por Sexo



Electores por Rangos de Edad



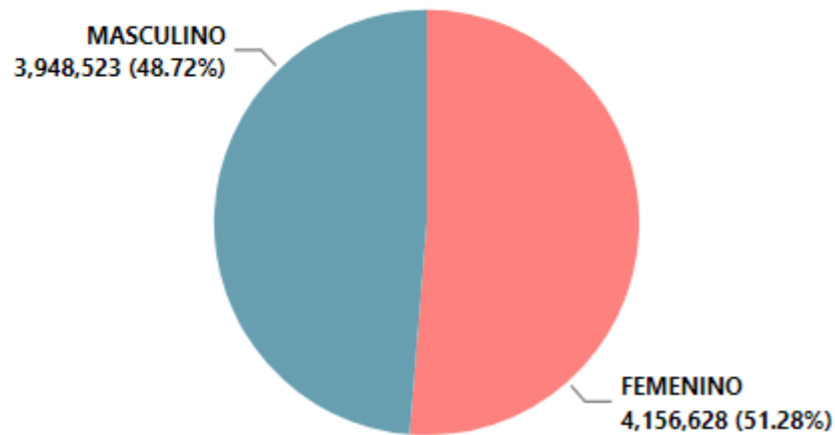
# Padrón Electoral Febrero 2024

## Electores por Sexo y Rangos de Edad

Electores Femeninos  
**4,156,628**

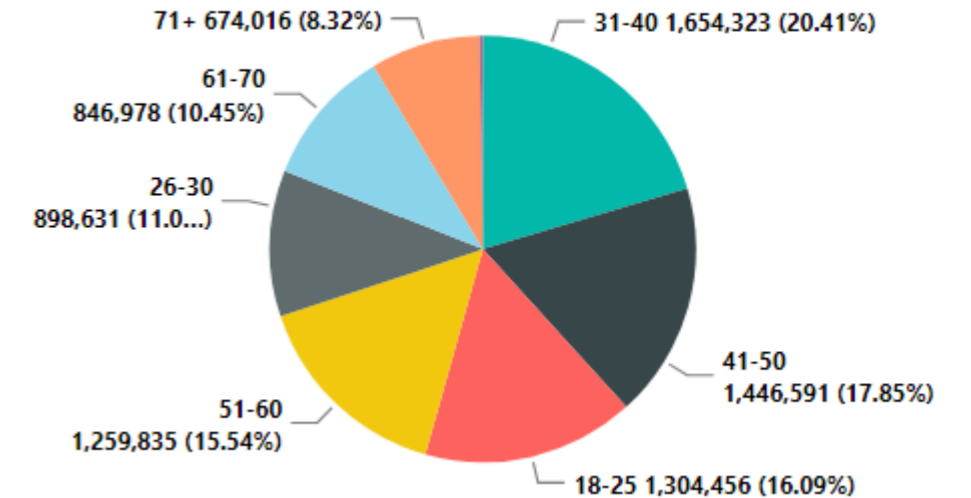
Electores Masculinos  
**3,948,523**

Electores por Sexo



| Rango de Edad | Electores        | %              |
|---------------|------------------|----------------|
| 0-17          | 20,321           | 0.25%          |
| 18-28         | 1,304,456        | 16.09%         |
| 26-30         | 898,631          | 11.09%         |
| 31-40         | 1,654,323        | 20.41%         |
| 41-50         | 1,446,591        | 17.85%         |
| 51-60         | 1,259,835        | 15.54%         |
| 61-70         | 846,978          | 10.45%         |
| 71+           | 674,016          | 8.32%          |
| <b>Total</b>  | <b>8,105,101</b> | <b>100.00%</b> |

Electores por Rangos de Edad



# ***Padrón Electoral Febrero 2024***

## ***Categorías***

Mayores de Edad

**8,084,800**

Menores de Edad (Serán Mayores en Febrero 2024)

**20,351**



### **Histórico de Crecimiento del Padrón**

| <b>Padrón</b> | <b>Electores</b> | <b>Crecimiento</b> | <b>% Crecimiento</b> |
|---------------|------------------|--------------------|----------------------|
| 2002          | 4,792,605        |                    |                      |
| 2004          | 5,223,161        | 430,556            | 8.98%                |
| 2006          | 5,369,064        | 145,903            | 2.79%                |
| 2008          | 5,764,387        | 395,323            | 7.36%                |
| 2010          | 6,116,397        | 352,010            | 6.11%                |
| 2012          | 6,502,968        | 386,571            | 6.32%                |
| 2016          | 6,765,245        | 262,277            | 4.03%                |
| 2020          | 7,529,932        | 764,687            | 11.30%               |
| 2024 (*)      | <b>8,105,151</b> | <b>575,219</b>     | <b>7.63%</b>         |



|   |                  |
|---|------------------|
| <b>Padrón 2020</b>  | <b>7,529,932</b> |
| <b>Adiciones</b>  |                  |
| Nuevos inscritos mayores de edad  | <b>578,169</b>   |
| Nuevos inscritos menores de edad que serán mayores para las próximas elecciones                           | <b>20,273</b>    |
| Renovados mayores de edad   | <b>79,151</b>    |
| Menores de edad que serán mayores para las próximas elecciones  | <b>56</b>        |
| Menores en las elecciones anteriores que pasaron a mayores  | <b>83,367</b>    |
| Militares a civiles mayores de edad   | <b>13,725</b>    |
| Extranjeros nacionalizados mayores de edad  | <b>801</b>       |
| Rehabilitados mayores de edad   | <b>1,174</b>     |
| Rehabilitados menores de edad en las elecciones anteriores que serán mayores para las próximas elecciones | <b>4</b>         |
| <b>Subtotal adiciones</b>   | <b>776,720</b>   |
| <b>Sustracciones</b>  |                  |
| Electores cancelados o inhabilitados  | <b>190,071</b>   |
| Electores a militares o policías  | <b>11,427</b>    |
| Electores desnacionalizados   | <b>2</b>         |
| Renovación revocada por suplantación  | <b>1</b>         |
| <b>Subtotal sustracciones</b>   | <b>201,501</b>   |
| <b>Crecimiento neto (Febrero 2024)</b>  | <b>575,219</b>   |

|                            |                  |
|----------------------------|------------------|
| <b>Padrón Febrero 2024</b> | <b>8,105,151</b> |
|----------------------------|------------------|

# Estadísticas Padrón Febrero 2024

## Electores por Provincia

| Provincia            | Recintos | Colegios | Electores | %      | % Acum. |
|----------------------|----------|----------|-----------|--------|---------|
| SANTO DOMINGO        | 513      | 3,462    | 1,829,579 | 22.57% | 22.57%  |
| DISTRITO NACIONAL    | 231      | 2,199    | 918,021   | 11.33% | 33.90%  |
| SANTIAGO             | 432      | 1,836    | 915,067   | 11.29% | 45.19%  |
| SAN CRISTOBAL        | 233      | 947      | 473,455   | 5.84%  | 51.03%  |
| LA VEGA              | 205      | 725      | 360,664   | 4.45%  | 55.48%  |
| PUERTO PLATA         | 218      | 613      | 278,343   | 3.43%  | 58.91%  |
| DUARTE               | 205      | 585      | 274,974   | 3.39%  | 62.31%  |
| SAN PEDRO DE MACORIS | 115      | 477      | 248,165   | 3.06%  | 65.37%  |
| ESPAILLAT            | 138      | 434      | 213,283   | 2.63%  | 68.00%  |
| LA ROMANA            | 87       | 410      | 205,436   | 2.53%  | 70.54%  |
| SAN JUAN             | 181      | 472      | 199,226   | 2.46%  | 72.99%  |
| LA ALTAGRACIA        | 121      | 389      | 195,758   | 2.42%  | 75.41%  |
| AZUA                 | 123      | 385      | 185,937   | 2.29%  | 77.70%  |
| PERAVIA              | 67       | 328      | 164,693   | 2.03%  | 79.73%  |
| MONSEÑOR NOUEL       | 80       | 339      | 163,412   | 2.02%  | 81.75%  |
| MONTE PLATA          | 134      | 320      | 148,801   | 1.84%  | 83.59%  |

| Provincia              | Recintos | Colegios | Electores | %     | % Acum. |
|------------------------|----------|----------|-----------|-------|---------|
| BARAHONA               | 101      | 314      | 148,013   | 1.83% | 85.41%  |
| SANCHEZ RAMIREZ        | 129      | 315      | 138,455   | 1.71% | 87.12%  |
| VALVERDE               | 87       | 287      | 134,996   | 1.67% | 88.79%  |
| MARIA TRINIDAD SANCHEZ | 141      | 283      | 125,824   | 1.55% | 90.34%  |
| HERMANAS MIRABAL       | 95       | 230      | 100,136   | 1.24% | 91.57%  |
| MONTE CRISTI           | 79       | 198      | 92,638    | 1.14% | 92.72%  |
| SAMANA                 | 62       | 174      | 85,742    | 1.06% | 93.78%  |
| BAHORUCO               | 79       | 180      | 83,341    | 1.03% | 94.80%  |
| HATO MAYOR             | 80       | 166      | 78,319    | 0.97% | 95.77%  |
| EL SEIBO               | 77       | 155      | 67,888    | 0.84% | 96.61%  |
| DAJABON                | 65       | 134      | 56,383    | 0.70% | 97.30%  |
| SAN JOSE DE OCOA       | 48       | 131      | 55,312    | 0.68% | 97.99%  |
| SANTIAGO RODRIGUEZ     | 65       | 127      | 55,061    | 0.68% | 98.66%  |
| ELIAS PIÑA             | 57       | 111      | 46,068    | 0.57% | 99.23%  |
| INDEPENDENCIA          | 35       | 88       | 41,736    | 0.51% | 99.75%  |
| PEDERNALES             | 15       | 43       | 20,425    | 0.25% | 100.00% |

# Estadísticas Padrón Febrero 2024

## Electores por Municipio (Top 30)

| Municipio                  | Recintos | Colegios | Electores | %      | % Acum. |
|----------------------------|----------|----------|-----------|--------|---------|
| DISTRITO NACIONAL          | 231      | 2,199    | 918,021   | 11.33% | 11.33%  |
| SANTO DOMINGO ESTE         | 157      | 1,550    | 782,279   | 9.65%  | 20.98%  |
| SANTIAGO DE LOS CABALLEROS | 229      | 1,261    | 642,702   | 7.93%  | 28.91%  |
| SANTO DOMINGO NORTE        | 128      | 693      | 387,026   | 4.78%  | 33.68%  |
| SANTO DOMINGO OESTE        | 83       | 545      | 295,963   | 3.65%  | 37.33%  |
| LA VEGA                    | 114      | 458      | 229,685   | 2.83%  | 40.17%  |
| SAN CRISTOBAL              | 75       | 404      | 203,482   | 2.51%  | 42.68%  |
| SAN FRANCISCO DE MACORIS   | 117      | 380      | 186,263   | 2.30%  | 44.98%  |
| LOS ALCARRIZOS             | 72       | 330      | 184,897   | 2.28%  | 47.26%  |
| HIGUEY                     | 105      | 356      | 180,418   | 2.23%  | 49.48%  |
| SAN PEDRO DE MACORIS       | 55       | 321      | 172,230   | 2.12%  | 51.61%  |
| MOCA                       | 77       | 287      | 146,923   | 1.81%  | 53.42%  |
| LA ROMANA                  | 54       | 286      | 141,826   | 1.75%  | 55.17%  |
| PUERTO PLATA               | 62       | 271      | 134,347   | 1.66%  | 56.83%  |

| Municipio              | Recintos | Colegios | Electores | %     | % Acum. |
|------------------------|----------|----------|-----------|-------|---------|
| BANI                   | 48       | 264      | 130,585   | 1.61% | 58.44%  |
| BONAO                  | 55       | 258      | 124,598   | 1.54% | 59.98%  |
| SAN JUAN DE LA MAGUANA | 97       | 265      | 111,105   | 1.37% | 61.35%  |
| BAJOS DE HAINA         | 37       | 189      | 100,689   | 1.24% | 62.59%  |
| BOCA CHICA             | 34       | 183      | 99,500    | 1.23% | 63.82%  |
| AZUA                   | 52       | 167      | 81,292    | 1.00% | 64.82%  |
| COTUI                  | 65       | 165      | 70,309    | 0.87% | 65.69%  |
| VILLA ALTAGRACIA       | 45       | 138      | 67,934    | 0.84% | 66.53%  |
| BARAHONA               | 31       | 138      | 67,209    | 0.83% | 67.36%  |
| MAO                    | 44       | 141      | 66,885    | 0.83% | 68.18%  |
| NAGUA                  | 73       | 145      | 64,918    | 0.80% | 68.98%  |
| JARABACOA              | 42       | 117      | 58,917    | 0.73% | 69.71%  |
| HATO MAYOR             | 50       | 114      | 54,298    | 0.67% | 70.38%  |
| VILLA HERMOSA          | 18       | 97       | 52,985    | 0.65% | 71.03%  |





***Junta Central Electoral***

*Garantía de Identidad y Democracia*

***Muchas Gracias!***